



---

---















FIG. 2. Planar zigzag chain forming the crystal structure of solid HF. Intramolecular



























plane angles, chain angle, and  $R_{HF}$  keeping  $R_{FF}$  constant at the experimental value), against displacement of the lattice proton. Figure 17 shows the variation in



(1) Conventional tight-binding calculations employing ... *Phys. Rev. B* **40**, 1990 (1989)

